



DIRECT BURIAL TRANSFORMERS DB SERIES

TYPE

- Bronze high temperature fiberglass reinforced composite boxes and covers (heavy duty)
- Nema 12: below grade enclosure for direct burial applications
- UL 1838 and UL 1598 certified
- 1/2" NPS & 3/4" NPS bottom hubs for line voltage input, feed through & low voltage output
- 1/2" NPS hubs on cover for fixture and or photocell mounting (consult factory for details)
- Neoprene sponge gasket to keep enclosure dry, for DBR-12 series O-RING: High temperature red silicone
- Covers secured with #10 3/4" Flat head stainless steel Phillips screws, for DBS-12 & DBR-12 series Covers secured with 10-24 X 3/4" Flat head stainless steel Phillips screws

ELECTRICAL

- Long life, high temperature (130°C) Class B rated transformer core
- Copper Shielded Isolation/Insulation type - no contact between 120 volt & 12 volt windings.
- 1500v isolation between all windings and ground
- Grade M19 electrical grade steel for superior electrical and magnetic properties
- Strip copper secondary windings for lower temperature rise.
- Single phase, open core and coil
- E.L. laminated windings (linear output) vacuum impregnated with black slate flour
- Filled varnish for superior heat dissipation and noise reduction. Class 180°C
- 120 volt primary, 12.5 volt secondary 50/60 hertz/cycle (standard)
- Manually Resettable magnetic circuit breaker for overload and short circuit protection
- 2 feet of 12/2 direct burial cable for low voltage connections (1 per circuit and/or voltage tap), compact electronic Halogen transformers available, see ordering information below)

WARRANTY

- 3 year warranty on enclosure and mechanical/electrical components

INSTALLATION NOTES

- All Direct Burial Junction boxes must be accessible for servicing. Install at highest grade to allow water to run off. Usually 1/2" or 1" higher than grade
- Must be installed away from standing water - Must be installed by a licensed electrician.

IP67

NEMA 6

CE



NEW



Optional cast brass lid on small DB only add -BRS to part #



DB-12-150E
DB-12-60-LED
DB-12-LED10

(2) 1/2"NPS threaded ports available on bottom



DBS-12-25M
DBS-12-60M
DBS-12-100M
DBS-12-150E
DBS-12-LED10

(2) 3/4" NPS and (2) 1/2" NPS threaded ports available on bottom




DB-12-60M
DB-12-100M

(2) 3/4"NPS and (3) 1/2"NPS threaded ports available on bottom



DB-12-200
DB-12-300
DB-212-300

(2) 3/4" NPS and (4) 1/2" NPS threaded ports available on bottom



DB-212-600
DB-312-900
DB-412-1200

(4) 3/4"NPS and (6) 1/2"NPS threaded ports available on bottom

JOB INFORMATION	
Type:	Date:
Job Name:	
Cat. No.:	
Lamp(s):	
Specifier:	
Contractor:	
Notes:	
FOCUS INDUSTRIES INC. 25301 COMMERCENTRE DRIVE LAKE FOREST, CA 92630	
www.focusindustries.com sales@focusindustries.com (949) 830-1350 • FAX (949) 830-3390	



TYPE

ORDERING INFORMATION

CATALOG NO.	DESCRIPTION	CIRCUITS	SHIP WEIGHT
DB-12-60LED*	60w Electronic LED Transformer	1	1 lbs.
DB-12-150E** ¹	150w Electronic Halogen**	1	1 lbs.
DB-12-LED10**	Transformer 10w 700mA LED Driver	1	1 lbs.
DBS-12-25M	25w Magnetic Transformer	1	2 lbs.
DBS-12-60M	60w Magnetic Transformer	1	4 lbs.
DBS-12-100M	100w Magnetic Transformer	1	6 lbs.
DBS-12-150E ¹	150w Electronic Halogen**	1	1 lbs.
DBS-12-LED10	Transformer 10w 700mA LED Driver	1	1 lbs.
DB-12-60M	60w magnetic transformer	1	4 lbs.
DB-12-100M	100w magnetic transformer	1	6 lbs.
DB-12-200	200w magnetic transformer, (1 core)	1	11 lbs.
DB-12-300	300w magnetic transformer, (1 core)	1	13 lbs.
DB-212-300	300w magnetic transformer, (1 core split)	2	13 lbs.
DB-212-600	600w magnetic transformer, (1 core split)	2	24 lbs.
DB-212-600-2C	600w magnetic transformer, (2 core)	2	24 lbs.
DB-312-900	900w magnetic transformer, (2 core)	3	32 lbs.
DB-312-900-3C	900w magnetic transformer, (3 core)	3	32 lbs.
DB-412-1200	1200w magnetic transformer, (2 core)	4	41 lbs.
DB-412-1200-4C	1200w magnetic transformer, (4 core)	4	41 lbs.

* Optional Brass lid available on small round DB. Add **-BRS** to end of part number

** **Important Note:** 150w electronic transformers are not for use with LED

¹IMPORTANT NOTE: Low voltage **electronic transformers** must be tested under load with a analog meter to achieve accurate results. Testing the transformer with a digital meter will produce an invalid reading of "no output". This characteristic is unique to electronic transformers that produce a square sine wave. We recommend use of an analog meter for testing with the transformer loaded to at least 20% of its rated output. Most electronic transformers returned as defective are actually good due to testing methods in the field that did not follow the above requirements.

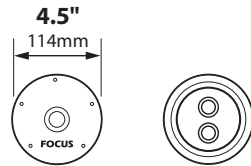
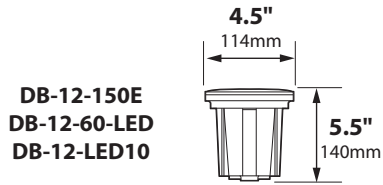
TRANSFORMER OPTIONS

ADD -MV	12.5v / 13.5v / 14.5v Multi Voltage output on any single circuit transformer
ADD -MV1	(1) 12.5v / 13.5v / 14.5v Multi Voltage output on 2, 3 or 4 circuit transformer
ADD -MV2	(2) 12.5v / 13.5v / 14.5v Multi Voltage outputs on 2, 3 or 4 circuit transformer
ADD -MV3	(3) 12.5v / 13.5v / 14.5v Multi Voltage outputs on 3 or 4 circuit transformer
ADD -MV4	(4) 12.5v / 13.5v / 14.5v Multi Voltage outputs on 4 circuit transformer
ADD -PC	Photocell mounted on top
ADD -RPC	Remote photocell with 19' cord
ADD -R	24V AC Relay control. (For use with existing irrigation controllers)
ADD -220V	220v Input / 12.5v output in 300w increments (no multi voltage)
ADD -240V	240v Input / 12.5v output in 300w increments (no multi voltage)
ADD -277V	270v Input / 12.5v output in 300w increments (no multi voltage)

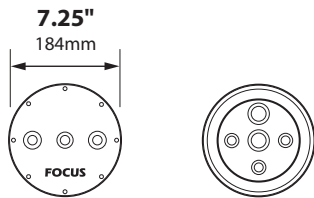
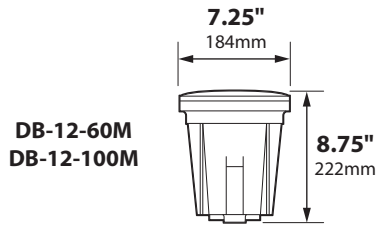
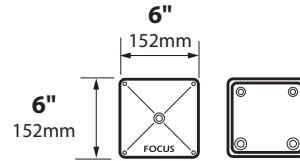
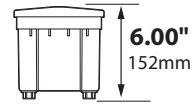


DIRECT BURIAL TRANSFORMERS DB SERIES

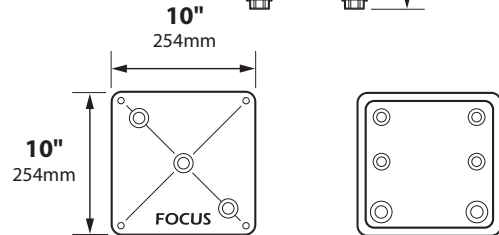
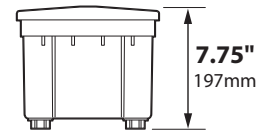
TYPE



DBS-12-25M
DBS-12-60M
DBS-12-100M
DBS-12-150E
DBS-12-LED10



DB-12-200
DB-12-300
DB-212-300



DB-212-600
DB-312-900
DB-412-1200

