



FEATURES & SPECIFICATIONS

POLE — The pole shaft is fabricated from hot rolled carbon steel having a minimum yield of 50,000 PSI and conforms to ASTM A500 grade C requirements. The shaft construction is a single piece of formed steel welded longitudinally. The hand hole is located 1' above the pole base. A ground lug is provided standard.

ANCHOR BASE — The anchor base is fabricated from a structural quality hot rolled carbon steel plate that has a minimum yield strength of 36,000 PSI. The anchor base telescopes the pole shaft and has a circumferential weld on the top and bottom.

BASE COVER — A full base cover is provided which encapsulates the base plate and anchor bolts to provide a clean transition from pier to pole.

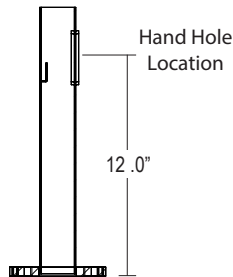
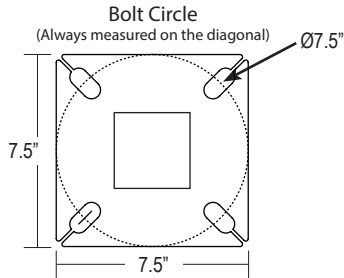
FINISH — A Super Durable Polyester powder coat finish is electrostatically applied in our state of the art paint facility. Standard colors available: Black, Bronze, US Green, White. Custom colors available upon request. Galvanizing and T-Guard treatments available upon request. Additional warranty extensions available with these treatments.

Technical Data

Nominal Pole Height	10'-0"
Shaft Dimensions	10' x 3"
Wall Gauge	11 Gauge
Bolt Circle	7.5"
Bolt Size	3/4" x 18" x 3"
Base Plate Dimensions	7.5" sq. x .75" thk.
Est. Shipping Weight	73 lbs

Max EPA (1.3 Gust)

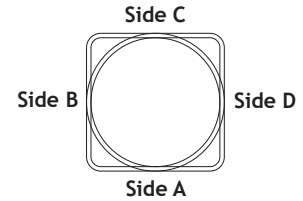
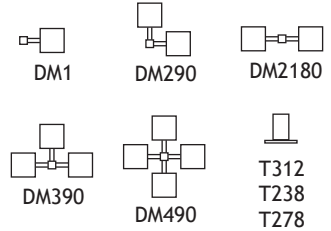
90 mph	14.2
100 mph	11.2
110 mph	8.9
120 mph	7.2
130 mph	5.9
140 mph	4.9



10' Steel 3" Square 11 Gauge Pole

SSP SERIES

Mounting Options



Drilling Locations

Sides	A	B	C	D
Hand Hole	X			
DM1	X			
DM290	X	X		
DM2180		X		X
DM390	X	X		X
DM490	X	X	X	X

ORDERING INFORMATION

Choose the bold face options for the appropriate pole configuration for your application and enter on the line above each pole attribute. Accessories may be factory installed, depending on the particular accessory chosen, but must still be ordered as a separate line item.

Example: **SSP 10 3 11 BZ T238 KAB341875R**

SSP

Series	Pole Height	Pole Size	Pole Gauge	Color	Mounting	Drill Pattern
SSP	10 10' Nominal	3 3" Square	11 11 Gauge	BK Black BZ Bronze WH White GR US Green GLV Galvanized GLVP1 Galvanized and Painted TG1 T-Guard Internal Coating SP Special	DM1 Drill One Side DM290 Drill 2 Sides at 90° DM2180 Drill 2 Sides at 180° DM390 Drill 3 Sides at 90° DM490 Drill 4 Sides at 90° T238 2-3/8" OD Tenon (Standard) T278 2-7/8" OD Tenon ND No Drilling	Blank None - for Tenon Mounting SSA SSA Drill Mount Pattern VSA VSA Drill Mount Pattern KTN KTN Drill Mount Pattern

NOTE: ANCHOR BOLT KITS MUST BE ORDERED AS A SEPARATE LINE ITEM. EACH KIT IS PROVIDED WITH A RIGID TEMPLATE FOR INSTALLATION. SEE ACCESSORIES FOR KIT PART NUMBERS. PLEASE NOTE ON PURCHASE ORDER IF ANCHOR BOLTS AND TEMPLATES ARE TO BE PRE-SHIPED.

NOTES

- Must specify paint color in addition to these coating options (Example: GLVPBZ; TGBZ; GLVPTGBZ).
- Please note location for additional hand hole when ordering. See Drilling Locations diagram for location designations.
- The TLGFIA (Ground Fault Circuit Interrupter) comes with a die cast aluminum in-use cover.
- See Page 2 for details.

Accessories (Order as separate line items)

KAB341875R	AB Kit (4) 3/4" x 18" Bolts and Rigid Template
KAB3418G75R	AB Kit (4) 3/4" x 18" Galvanized Bolts and Rigid Template

PHH2	Additional Hand Hole
TLGFIA3	Ground Fault Receptacle
AVD154	Poles Anti Vibration Device

Techlight
2707 Satsuma Drive, Dallas, TX 75229
PH: 214.350.0591 EMAIL: Techlight@techlight.com

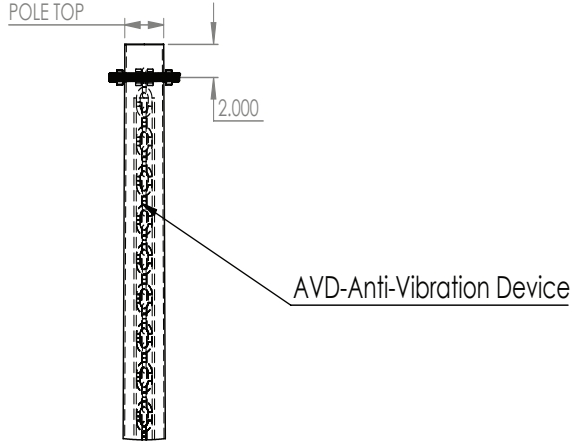
www.techlight.com

SSP SERIES 10' Steel 3" Square 11 Gauge Pole


Accessories (Order as separate line items)

AVD15 - Anti vibration device for 10ft pole

PN#	Pole Height(ft)	CHAIN LENGTH (ft)
AVD10	10	6



TL-GFIA - Ground Fault Receptacle



The GFIA (Ground Fault Circuit Interrupter) comes with a die cast aluminum in-use cover.

For Reference Only: The ASCE 7 Hazard Tool is the official source of information for pole selection when identifying wind speed zone limits within North America.

<https://asce7hazardtool.online/>